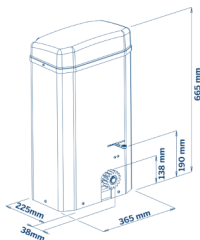


# TOM OPERATOR 230V - 400V VAC

-  **VOLTAGE 230V - 400V**
-  **RESIDENTIAL**
-  **COLLECTIVE**
-  **GATES UP TO 5000KG**
-  **IN OIL BATH**



## TECHNICAL FEATURES

### TOM

POWER SUPPLY	230 - 400V VAC
LEAF WEIGHT	5000KG INVERTER
PINION	M4 Z20 - M6 Z15
ENGINE RPM	1400 RPM
AVERAGE ABSORPTION	2.5 A
ABSORBED POWER	750 W
MOTOR WEIGHT	40 KG
NOISE LEVEL	< 30 DBA
ENVIRONMENTAL CONDITIONS	-25 / +70° C
PROTECTION DEGREE	IP54
LIMIT SWITCH	ELECTROMECHANICAL

## FEATURES

- Die cast aluminum gearmotor mold painted
- Steel and cast iron gears machined from billet
- Stator and mechanical parts in oil bath
- Version with or without switchgear
- Control equipment with radio receiver and antenna, in special container with Aerstop seal to protect against moisture and insects
- Pre-wiring and easy-to-program software
- High Performance Electric Motor
- Mechanical limit switch
- Manual lever release with custom key
- Electronic torque control
- Maximum quiet operation
- Electronic clutch
- Anti-crushing device \* (EN 12453)
- Speed slowdown \* (EN 12453)
- Power supply 230V - 380V

## PERFORMANCE REQUIREMENTS

- Intensive use 230V
- Frequency of use 90% (230V)
- Speed 9.6 MT/MIN (230V)

Standard: toothed pinion for MODULE 4 racks.  
Optional pinion MODULE 6.

Possibility of on-board control













## GEARED MOTORS AND ACCESSORIES

CODE	MOD	DESCRIPTION
T1040	TOM 230 - 400V - M4	Operator - Up to 5000 kg - Without control board - With pinion M4
T1040/1	TOM 230 - 400V - M6	Operator - Up to 5000 kg - Without control board - With pinion M6
12110	CPT	Fixing plate
0100	INVERTER	Control board 230V - Inverter - Without receiver
E142	SRM	External radio receiver 433 mhz 1 channel - With box 12/24V
AC01-100	100A	Galvanized cabinet with key for control board
AC01-200VA	200V	Support for control board
T13000/3	PIGN-M6	External gear Z15-M6

 PZ PALLET  
800x1200x1100mm 150 pcs. 410 KG

\* In presence of strong cold temperatures, the performance of the actuator can be significantly reduced

## EXTRA ACCESSORIES

 CODE: 12110 Fixing plate	 CODE: 0100 Control board 230V Inverter	 CODE: AC01-100 Galvanized cabinet with key for control board	 CODE: AC01-200VA Support for control board	 CODE: RVS Mechanical slowdown system for gates installed on slopes
 CODE: E142 External radio receiver 433mhz	 CODE: 23/8 LED flashing light	 CODE: 12/C Pair of photocells	 CODE: 186/5 Key selector	 CODE: E010 Remote control
 CODE: 165B Warning sign	 CODE: T13000/3 Z15-M6 pinion			

\* Functions guaranteed with VDS electronics